



Hi!

I'm CAT Jr. - INFOhio's online catalog just for kids!  
Let me help you find things in your library!

First, find your school.  
Then, click on me!




### Basic Search



Type the topic you  
are looking for in the  
box.



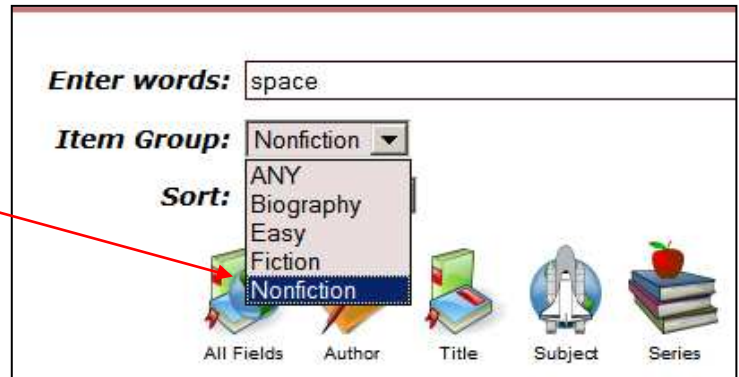
**Enter words:**



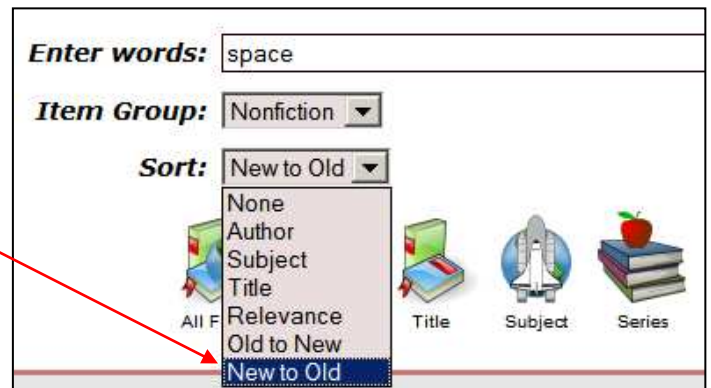
You may also select:

Item Group will help you find:

- TRUE books - select NONFICTION or BIOGRAPHY
- STORY books - select EASY or FICTION.
- ANY will get a list of all books, both story books and true books.



Sort options will put the titles in alphabetical order (a,b,c), or put the newest items in your library at the top of the list (New to Old).



Click on the picture for the type of search you want.



**Author** - type the author's name.

Dr. Seuss



**Title** - just one or two words will do!

cat hat



**Subject** - find books about things.

frogs



**Series** - type the name of a series to get a list of titles from that series in your library.

Boxcar children



**All Fields**- not sure what search type to choose? Use this!

dinosaurs



Let's search for "space" using All Fields search, NONFICTION item group, NEW books first sort:



This is what you see next.



I tell you:

1. how many items match your search.
2. where you can find them in your library.  
(E = Easy section; B = Biography)
3. more information about the book. The titles are in [blue](#). If you click on a title you will get the full record.
4. what the cover of the book looks like.
5. if it's a book, video, computer disk, etc.
6. if you can check them out. Copy Available or No copies on shelf).





7. Previous/Next will move you through the list.



8. Try Again will take you to a search screen, but you'll still be able to see what you typed the last time - check what you entered!!



9. Go Back will take you back to the Brief Search screen. Then you can do another search or get me ready for the next person.



Other Buttons:



1. Go to BIG Cat 2.0



2. Online help



3. Logout to Library Login page





**Need help with spelling?  
If you spell a word wrong...**

Whoops! I spelled "dinosaur" wrong.

The screenshot shows the top navigation bar with icons for Search, Visual Search, and Reading Programs. Below the navigation bar are navigation buttons: Go Back, Previous, Next, Help, and Logout. A search bar contains the text "You may have misspelled one or more words. Please try the following suggestions:" followed by a dropdown menu showing "dinosore" and a "Search" button.

1. Click on the little arrow.

2. Choose the right word.

- dinosore
- dinosore
- dino-sore
- tonsore
- dinosaur
- insure
- dinosaurs
- cynosure
- dino's
- denser


Search

3. Click SEARCH.

You will see your list.

The screenshot shows the search results for "dinosaur" with 4 titles found. The results are listed as follows:

Rank	Call Number	Title	Author	Year
#1	567.9 NOR	<b>Dinosaur</b> <i>1st American ed.</i>	Norman, David, 1930-	1989
#2	E FIC JOY	<b>Dinosaur Bob and his adventures with the family Lazardo</b> <i>1st ed.</i>	Joyce, William.	1988
#3	629.22 STR	<b>Dinosaur-cars</b>	Struthers, John.	1977




Also Try this

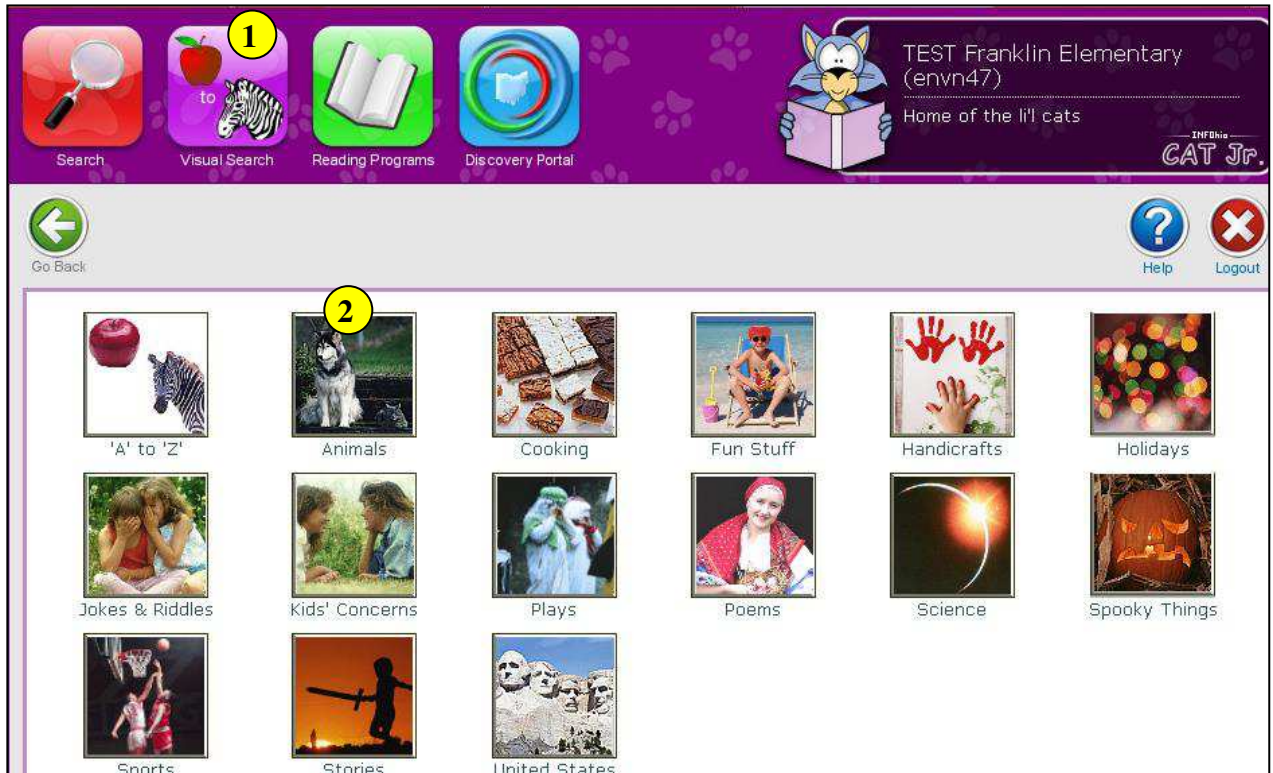
Type the first few letters of the word and then a dollar sign \$ .  
(Hold the shift key and type the number 4 at the top of the keyboard to make it.) You could do this for dinosaur.

Enter words:

"dino\$" search found 9 titles.		
#1	<p><b>031.02 BRA</b> <b>Fact attack</b> Brallier, Max. London ; New York : Dorling Kindersley, 2009. 128 p. : col. ill. ; 21 cm.</p> <p><b>Copy Available</b>  Where is it?</p>	2009
#2	<p><b>567.9 SLO</b> <b>Feathered dinosaurs</b> Sloan, Christopher. Washington, D.C. : National Geographic Society, c2000. 64 p. : col. ill. ; 29 cm.</p> <p><b>Copy Available</b>  Where is it?</p>	2000
#3	<p><b>FIC CRI</b> <b>The last world</b> a novel / by Ballantine Books domestic ed.</p>	1996



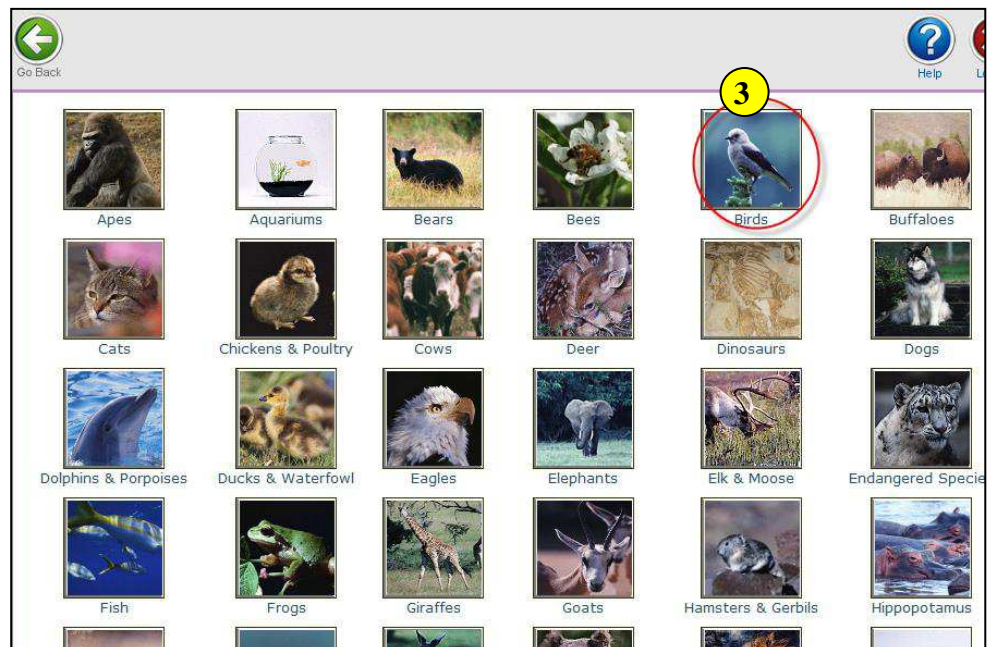
## Using the Visual Search



1. Click on Visual Search.

2. Choose a topic. I chose Animals.

3. Narrow the topic. I chose Birds.





4. See the books in your library!

"Birds"  
search found 13 titles.


<p>#1</p> 	<p><b>567.9 SLO</b> <b><u>Feathered dinosaurs</u></b> Sloan, Christopher. Washington, D.C. : National Geographic Society, c2000. 64 p. : col. ill. ; 29 cm.</p> <p><b>Copy Available</b>  Where is it?</p>	<p><b>2000</b></p>  
<p>#2</p> 	<p><b>598.9 PAR</b> <b><u>Eagle &amp; birds of prey</u></b> Parry-Jones, Jemima. New York : Dorling Kindersley, c2000. 59 p. : col. ill., col. maps ; 29 cm.</p> <p><b>Copy Available</b>  Where is it?</p>	<p><b>2000</b></p>

If you choose the A to Z box, you can pick a letter!


1. Click on the A to Z box.



2. Click on a letter.  
I like B.







3. Now you can click on a picture of a B word to see books about it. I love baseball!




Now I can pick out a baseball book!

"Baseball"  
search found 194 titles.  
Pages << 1 2 3 4 5 6 7 8 9 10 >>

#1 **E HIC** **Scaredy-cat catcher** *1st ed.* 2009  
Hicks, Betty.  
New York : Roaring Brook Press, 2009.  
55 p. : ill. ; 20 cm.  
Copies Available 🤔 Where are they?

#2 **92 PUJ** **Albert Pujols : MVP on and off the field** 2008  
Needham, Tom.  
Berkeley Heights, NJ : Enslow Publishers, c2008.  
128 p. : col. ill. ; 25 cm.  
Copy Available 🤔 Where is it?



## Using Reading Program Search

1. Click on Reading Programs Search.
2. Select Reading Program Search button or Lexile search button.
3. Use the little arrow to choose Accelerated Reader or Reading Counts.
4. Use the entry box to choose your reading level.

Reading Level:  to:

5. Use the entry box to choose points you want.
6. Type your search term.
7. Click