

Snow Day Packet

Day 1

Child's Name: _____

Dear Parents,

Below, please find your child's snow day work. It is up to you and your child to complete each activity. They should all be completed and turned in when we return from our snow day. Please initial each activity after your child completes it.

Thank you!

Ms. Farnham and Mrs. Donnelly

Activity #1	Magnetic Reading: Pg. 285 Build a story and write the missing words. Initials: _____
Activity #2	Winter Patterns: Cut and paste the pictures to complete each pattern. Initials: _____
Activity #3	Math: Page 355&356 – Count the objects in each group, write the numbers for each, and trace the symbols. Solve by telling how many in all. Initials: _____
Activity #4	Color by Site Word: Color the site words by the code on the page. Initials: _____
Activity #5	i-Ready: Login to i-ready (https://login.i-ready.com) complete 1 lesson in both reading AND math. Students know how to login with their code at the bottom of their orange Pacelli folder. Initials: _____



for **he** **she**

Build a story! Write the missing words.

1. Did Dad get jam _____ us?




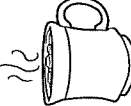

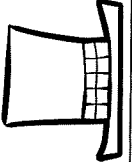



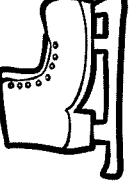

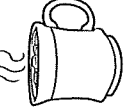
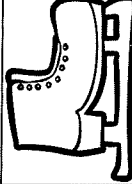
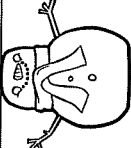

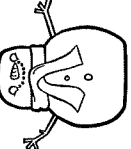

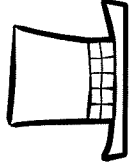





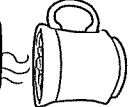
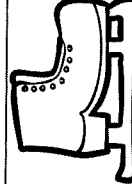
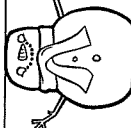

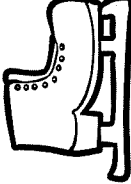





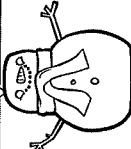


2. Yes, _____ did.

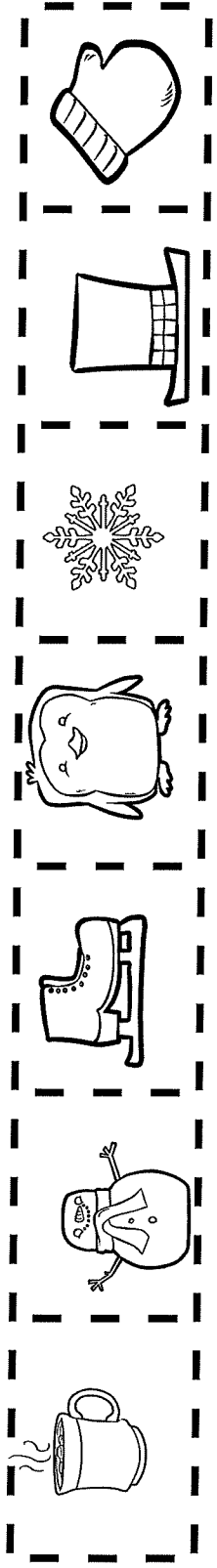
3. Did Mom get yams _____ us?

4. Yes, _____ did.

NAME: _____



WINTER PATTERNS





My Homework

Lesson 5
How Many in All?



Homework Helper  Need help?  connectED.mcgraw-hill.com


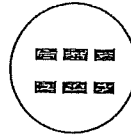
1



 $2 + 3 = 5$


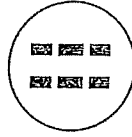
2


3

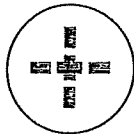



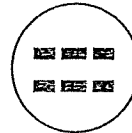




Directions: 1–3. Count the objects in each group. Write the numbers and trace the symbols. Write how many there are in all.


4



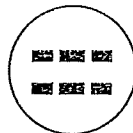





5




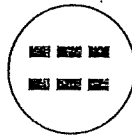




6





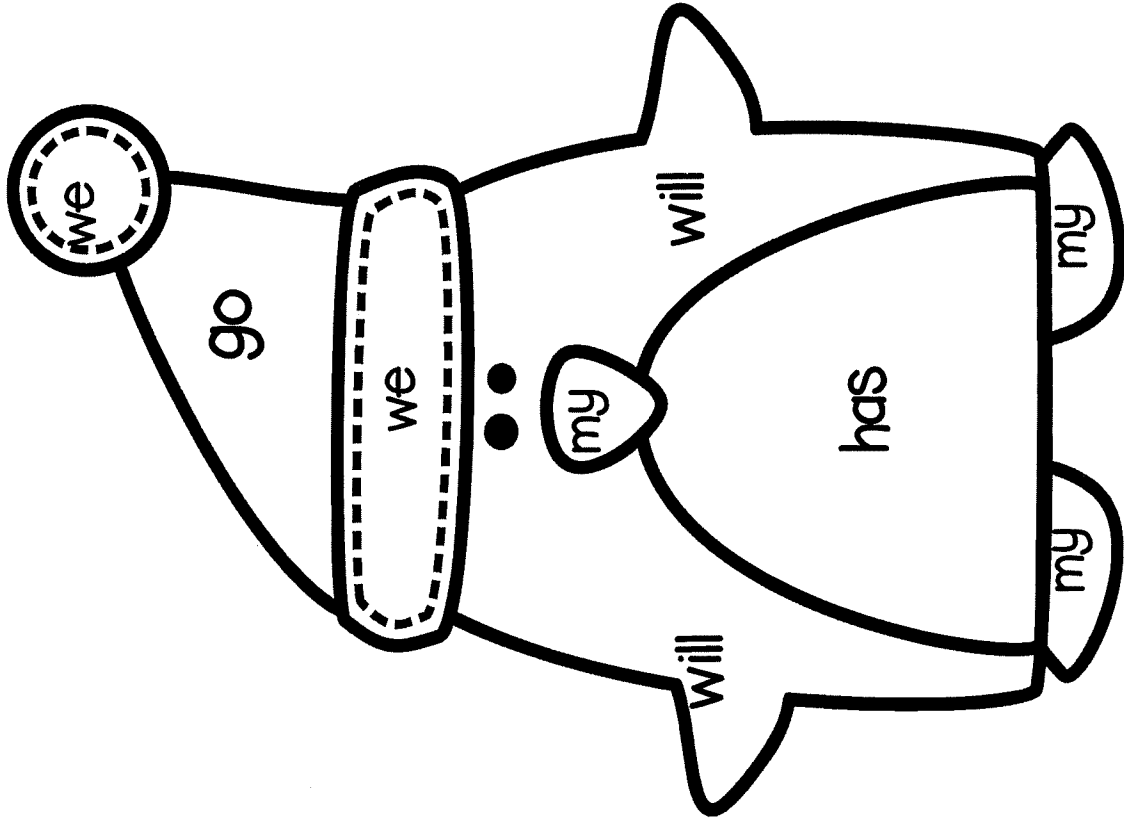




Directions: 4–6. Count the objects in each group. Write the numbers and trace the symbols. Write how many there are in all.

Math at Home Have your child make a group of three items and a group of four items. Tell your child to join the groups and tell how many there are in all.

NAME: _____



Key

go	blue
will	black
we	red
my	orange
has	white