

# Snow Day Packet

## Day 2

Child's Name: \_\_\_\_\_

Dear Parents,

Below, please find your child's snow day work. It is up to you and your child to complete each activity. They should all be completed and turned in when we return from our snow day. Please initial each activity after your child completes it.


Thank you!

Ms. Farnham and Mrs. Donnelly

<b>Activity #1</b>	<b>Winter Sentence Scramble:</b> Cut and paste the words to unscramble the sentence. Then write the sentence on your own.  Initials: _____
<b>Activity #2</b>	<b>Reading:</b> "A Fresh Catch"- Color the site words by the code on the page.  Initials: _____
<b>Activity #3</b>	<b>Math:</b> Page 427-428 Subtraction "Fluency Practice"  Initials: _____
<b>Activity #4</b>	<b>Math:</b> Color, Count and Graph Worksheet  Initials: _____
<b>Activity #5</b>	<b>i-Ready:</b> Login to i-ready ( <a href="https://login.i-ready.com">https://login.i-ready.com</a> ) complete 1 lesson in both reading AND math. Students know how to login with their code at the bottom of their orange Pacelli folder.  Initials: _____

Name: \_\_\_\_\_

# Winter Sentence Scramble



Build It

--	--	--	--	--

Write It

_____
-----
_____

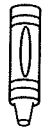
Cut It

polar The is white. bear

Name \_\_\_\_\_

High-frequency words

# A Fresh Catch!

 Color by the code.



**Bonus:** Read. Draw a picture to match. The mom and dad  love me!

# Fluency Practice

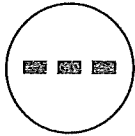
1



\_\_\_\_\_

-----

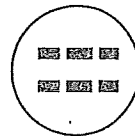
\_\_\_\_\_



\_\_\_\_\_

-----

\_\_\_\_\_



\_\_\_\_\_

-----

\_\_\_\_\_

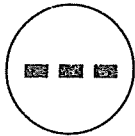
2



\_\_\_\_\_

-----

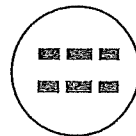
\_\_\_\_\_



\_\_\_\_\_

-----

\_\_\_\_\_



\_\_\_\_\_

-----

\_\_\_\_\_

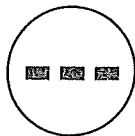
3



\_\_\_\_\_

-----

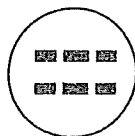
\_\_\_\_\_



\_\_\_\_\_

-----

\_\_\_\_\_



\_\_\_\_\_

-----

\_\_\_\_\_



**Directions:** 1–3. Count the objects in each group. Write the number. Trace the minus sign. Count the objects that have been taken away. Write the number. Trace the equals sign. Write how many there are left.

# Fluency Practice

4



\_\_\_\_\_

\_\_\_\_\_

\_\_\_\_\_

\_\_\_\_\_


\_\_\_\_\_

\_\_\_\_\_

\_\_\_\_\_

\_\_\_\_\_

5



\_\_\_\_\_

\_\_\_\_\_

\_\_\_\_\_

\_\_\_\_\_


\_\_\_\_\_

\_\_\_\_\_

\_\_\_\_\_

\_\_\_\_\_

6



\_\_\_\_\_

\_\_\_\_\_

\_\_\_\_\_

\_\_\_\_\_

\_\_\_\_\_

\_\_\_\_\_

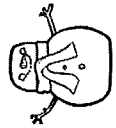



\_\_\_\_\_


\_\_\_\_\_



**Directions: 4–6.** Count the objects in each group. Write the number. Trace the minus sign. Count the objects that have been taken away. Write the number. Trace the equals sign. Write how many there are left.

# Color, Count and Graph

10				
9				
8				
7				
6				
5				
4				
3				
2				
1				
				



Which has the MOST? \_\_\_\_\_  
 Which has the LEAST? \_\_\_\_\_