

# DAY THREE

## Third Grade Snow Day Packet

### **SPELLING AND VOCABULARY**

- Stop and Smell the Spelling ..... page 1-2
- What's Missing? Vocabulary ..... page 3

### **GRAMMAR**

- Daily Language Arts ..... page 4

### **READING**

- *The Knock at the Door* ..... page 5
- *The Magic Balloon* ..... page 6

### **MATH**

- Division Word Problems ..... page 7

### **SOCIAL STUDIES**

- Goods and Services in a Community ..... page 8-9

### **SCIENCE**


- Life Cycle of a Butterfly ..... page 10-11

### **RELIGION**

- Religion Reflection ..... page 12

*Teachers and staff will notify families when a snow day packet is expected to be completed. Content is assigned so that students can continue to learn when we are met with harsh weather. These packets allow the school to count the time as a school day rather than having to use one of the few allocated "off" days that we have. All work is expected to be completed on the day that it is assigned (as it would be completed if we were in the classroom). As always, please reach out with any questions, comments, or concerns. We appreciate your help and support! \*digital copies will be made available on Google Classroom if needed.*





# Stop and Smell the

# Spelling

## Word List

### 1. cloud

- floating masses of water droplets

### 2. stream

- a body of water that flows on earth's surface

### 3. poison

- Dangerous substance that can hurt people or make them sick

### 4. fossil

- Remains of an organism that are preserved in rocks and  
sediment

### 5. beautiful

- Something that is nice to look at or creates a pleasant feeling



# STOP and Smell the Spelling

Write It

Draw It

Use It


Write the word three times.

---

---

---

Draw a picture of the word.



Write a sentence that uses the word.

---

---

---


Write the word three times.

---

---

---

Draw a picture of the word.



Write a sentence that uses the word.

---

---

---

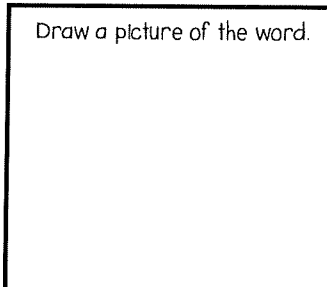
Write the word three times.

---

---

---

Draw a picture of the word.



Write a sentence that uses the word.

---

---

---

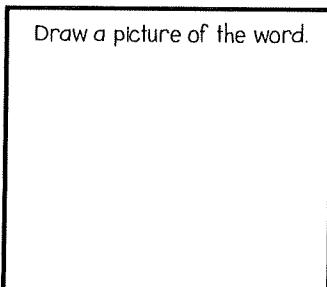
Write the word three times.

---

---

---

Draw a picture of the word.



Write a sentence that uses the word.

---

---

---


Write the word three times.

---

---

---

Draw a picture of the word.




Write a sentence that uses the word.

---

---

---



# Vocabulary

## Which Word Is Missing?

In each of the following paragraphs, a word is missing. First, read the paragraph. Then, find the missing word in the list of words beneath the paragraph. Fill in the circle next to the word that is missing.

### Sample:

I had hoped to spend the day in the park. Then, I glanced out the window and saw the day was rainy and \_\_\_\_\_. So much for my big plans!

- (A) sunny                      (C) foggy  
(B) long                        (D) bright

① Everyone knows that manners are important, but sometimes we all need a reminder. Here are some simple things you can do to be \_\_\_\_\_.

- (A) polite                      (C) rude  
(B) first                        (D) sweet

② At the dinner table, you should always use a fork, spoon, and knife to eat your food. And keep in mind that chewing with your mouth open is \_\_\_\_\_!

- (A) difficult                    (C) tasty  
(B) lovely                      (D) impolite

③ If you would like a dish that is at the other end of the table, kindly ask someone else to pass the item to you. And don't forget to say "thank you" \_\_\_\_\_.

- (A) loudly                      (C) first  
(B) afterward                (D) slowly

④ Good manners are important at school, too. When the teacher or another student is speaking, let him or her finish before you respond. No one likes to be \_\_\_\_\_.

- (A) boring                      (C) sad  
(B) answered                (D) interrupted

⑤ If you accidentally bump into someone in line in the cafeteria, make sure the person is not hurt. Also, remember to say, "\_\_\_\_\_ me." This will show that you did not mean to be rude.

- (A) watch                      (C) excuse  
(B) embarrass                (D) dear

⑥ These pointers tell you what to do in a variety of situations. But above all, keep in mind that having good manners means being considerate of others around you. If you remember that, you'll find that others will truly enjoy your \_\_\_\_\_.

- (A) jokes                      (C) stories  
(B) company                    (D) smile

# DAILY LANGUAGE ARTS

1. Possessive nouns can be plural when more than one thing has ownership. The apostrophe goes after the -s'. Add the apostrophe below.

the girls shoes

2. Compound words are made of 2 or more words. Find & color the examples.

rainbow	stayed	football
running	firefly	shadow

3. Look at the simile below.  
"as sick as a dog"

Draw a picture of what you visualize when you read this simile.





4. Correct the sentence.

the childrens toys got wet in the rainstorm on saterday but their bike's were safe in the garage.

1. Box the plural possessive & underline the singular possessive.

The criminals' loot was found because of the detective's quick thinking.

2. Put the words together to make a compound word.

 +  \_\_\_\_\_  
 +  \_\_\_\_\_

3. Use the context clues to determine the meaning of the underlined simile.

When I caught the flu, I was as sick as a dog and didn't get out of bed for a week.

4. Correct the sentence.

finding nemo are my faverite movie but I didnt like Finding Dory.

Write a definition of the simile.

---



---



---


1. Rewrite with a possessive noun.

the bones the dogs own \_\_\_\_\_

the ideas the kids had \_\_\_\_\_

the recess for the class \_\_\_\_\_

2. Color the images that represent compound words.



3. Have you (or someone in your family) ever been as sick as a dog? What happened?

---



---



---



---

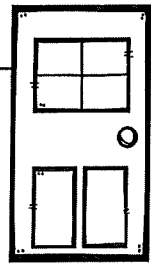


---

4. Correct the sentence.

kyle finished his math home work and him gots to play out side before dinner

# THE Knock AT THE DOOR



It was Friday night. I was sitting at the kitchen table (minding my own business) when a loud knock sounded on our front door. Dad was chopping tomato, tossing lettuce and trying to use the vegetable peeler, so he didn't rush to answer the door. Instead, he tilted his head at me as if to say: *Hey, Jack! You're almost ten. That's more than old enough to see who's there.*

Setting my book down, I walked up the corridor and jammed my eye to the peephole. I couldn't see anyone standing on the porch. I frowned. Miss Lemons had taught us about stranger danger at school last week and I must admit I was a little nervous that someone was out there, possibly hiding in the bushes with a net, hoping to catch a small book-loving-almost-ten-year-old named Jack Evans.

"Who is it?" yelled Dad.

"No one," I said, trotting quickly back to the kitchen to reclaim my book.

*Knock, knock!*

I nearly jumped clean out of my skin. Dad was now grating cheese, but he stopped and arched his left eyebrow at me.

"Are you sure no one was there?"

Perhaps I shouldn't have been such a scaredy-cat. Maybe someone *had* been there. Not everyone stood perfectly in front of the peephole, right? I dropped my book for a second time and retraced my footsteps to the front door. Taking a deep breath, I placed my fingers on the handle and pulled it open.

"Mom?"

Her car was parked in the driveway and the trunk was open. I glanced down at my feet. She had left a row of shopping bags—bulging with fruit, vegetables and bread—on the ground, ready to be carried into the house.

"Didn't you hear me knock the first time?" she grumbled. "Help me in with these groceries."

Copyright © 2017 Isla Heart's Teaching

5

Answer the questions in complete sentences.

1) What was Dad doing when the knock sounded for the first time?

---

---

2) Why was Jack scared to open the door?

---

---

3) Why do you think Jack's mom knocked a few times?

---


---

4) Do you like helping your parents with grocery shopping? Why/Why not?

---

---

# THE Magic BALLOON



Lyanna dreamed of adventure. She was always getting into trouble for sitting on the grass, staring at the clouds passing by in the sky. According to her big sister, Danica, Lyanna should have been doing something more productive with her time. That was easy for Danica to say. Danica was a star athlete. She broke the cross country record every year.

One day, Lyanna was outside, thinking that the shape of the clouds looked terribly like a ship on the ocean, when she saw a little black speck in the distance. At first, she didn't pay it much heed, but the speck grew larger and larger. It seemed to be flying through the clouds! When it passed through the sail of Lyanna's 'cloud ship', its outline began to take shape. It was a hot air balloon, and it wasn't black at all. It was red, blue, yellow and green with a brown woven basket hanging below.

"Lyanna!"

Lyanna tore her eyes from the balloon, only to see Danica coming out of the house, hands on hips. Although that kind of stance usually meant that she was in hot water, Lyanna thought that the balloon would make her sister forget about being angry.

"Look in the sky," said Lyanna. "Do you see the hot air balloon?"

Danica glanced up. "What hot air balloon?"

"Can't you see it?" Lyanna was most alarmed. The balloon was so close that it cast a shadow on the lawn. A few seconds later, it landed with a gentle bump in the middle of their backyard!

"Are you making up stories again?" asked Danica.

Lyanna blinked. The sunlight blazed bright in her line of vision. Suddenly the world spun, and when Lyanna opened her eyes, she was on her back on the grass, waking from a dream. She sat up and looked up to the sky. There was no hot air balloon, but the clouds were in the shape of a ship on the ocean.

*Answer the questions in complete sentences.*

1) What was Danica good at?

---

---

2) What did the hot air balloon look like?

---

---

3) Why do you think Lyanna saw the hot air balloon, but Danica couldn't see it?

---

---

---

4) Do you like spending time outdoors? Why/Why not?

---

---

---

6



Name: \_\_\_\_\_

Date: \_\_\_\_\_

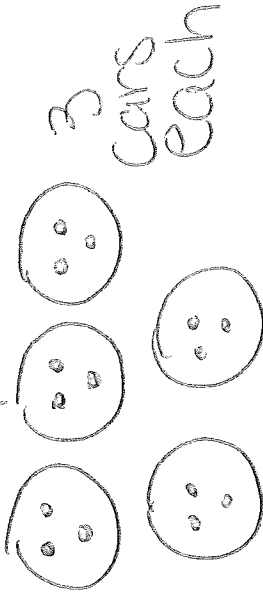
# Division Word Problems

7

Directions: Draw a picture to solve. Write the division sentence below each word problem.

1. Ruben had 15 toy cars. He wanted to divide them equally among him and his 4 friends. How many cars will Ruben and his 4 friends get?

Example  $15 \div 5 = ?$



2. Zahra has 20 stickers. She is giving them away to 2 of her teachers. How many stickers will each teacher receive?

3. Jack has 32 strawberries. He wants to divide them equally between 8 people. How many strawberries will each person get?

4. There are 18 books. Each shelf can hold 6 books. How many shelves will you need to hold all the books?


5. There were 25 flowers in the garden. If I wanted to divide them equally between 5 people, how many flowers would each person get?

6. There are 12 gumballs in the machine. There are 3 kids that want to split them equally. How many gumballs will each child get?

Name: \_\_\_\_\_

# Goods and Services in a Community

Goods and services can be found all over a community. Businesses like grocery stores, gas stations, and hardware stores sell goods. Other organizations like hospitals, salons, and churches provide services. Goods and services are often grouped together. A doctor provides a service when they treat a patient. They can also write a prescription for medicine. The medicine is a good. A food delivery person provides a service when they bring food. The food itself is a good. These types of goods and services keep communities going.



1. What can goods and services be found?

---

---

2. Name 3 businesses that sell goods in a community.

---

---

3. What is an example of both a service and a good?











---

---

Name: \_\_\_\_\_

Explain how each service may help a community.

# Goods and Services in a Community

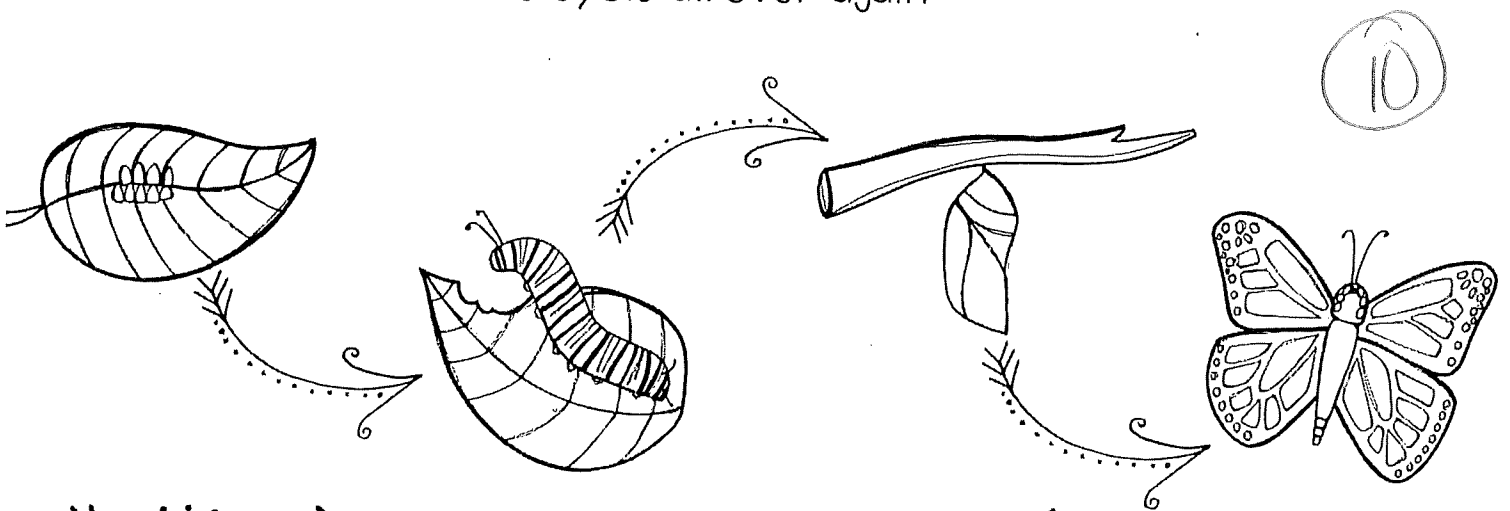
# LIFE CYCLE OF A BUTTERFLY

Butterflies are one of the most colorful creatures you can find in nature. The butterfly life cycle is as fascinating as their brightly colored wings. They develop through a process called metamorphosis. Did you know that metamorphosis is actually a Greek word that means transformation or change in shape?

There are four stages of how a simple little egg becomes a butterfly. It all begins with the egg. The butterfly would lay her eggs on leaves or stems of plants. Inside these little eggs, caterpillars grow. A caterpillar is also known as a larva. When the caterpillar is ready, it starts eating its way out of the egg to the world. The main job of the caterpillar is to eat. All it does is eat leaves, so it grows fast.

When the caterpillar is fully grown and stops eating, it makes a hard shell around its body called a chrysalis. A chrysalis is also called a pupa. Inside the chrysalis, the caterpillar will transform into a beautiful butterfly. The final stage of the butterfly life cycle is when the chrysalis splits open, and the butterfly comes out.



The butterfly does not fly right away because its wings are wet, soft, and wrinkled. It has to wait for its wings to dry first. To help its wings get bigger and stronger, the butterfly pumps a liquid called a hemolymph into them. When its ready, the butterfly will fly away searching for flowers to feed on and start the life cycle all over again!



Name: \_\_\_\_\_

# LIFE CYCLE OF A BUTTERFLY

1. A metamorphosis is a type of
  - a) body
  - b) change
  - c) insect
  - d) butterfly
2. What is the first stage of a butterfly life cycle?
3. Where do butterflies lay their eggs?
4. What is a caterpillar also known as?
5. What do caterpillars eat?
6. What is a chrysalis also known as?
7. What happens inside a chrysalis?
8. Explain the last stage of a butterfly life cycle.
9. Why does the butterfly not fly right away after coming out of the chrysalis?
10. What is a hemolymph?



# RELIGION REFLECTION



If you could take a picture with Jesus, what hashtags would you use? Draw your picture and add your hashtags below.

A large outline of a smartphone, intended for a drawing and writing activity. It features a camera lens and flash at the top center, a home button at the bottom center, and a large rectangular area in the middle for drawing. In the bottom-left corner of this area, there are two columns of four hash symbols (#) each, for writing hashtags.

# #  
# #  
# #  
# #

12